




■Features

- Output constant voltage
- UL, cUL listed, Class 2, Class P, Type HL
- Universal AC input: 100-277VAC
- With slightly adjustable output voltage
- Power Factor: up to 0.98
- High efficiency : up to 83%
- Dimming range: 0-100%
- Load: 10-100%
- Protection:short circuit/over loading/ Over temperature
- PWM output, does not change the color index
- IP20
- Flicker-free
- Compatible with Forward phase, Reverse phase, Triac, MLV, ELV Dimmers
- Cooling by free air convection
- Suitable for LED lighting and moving sign applications

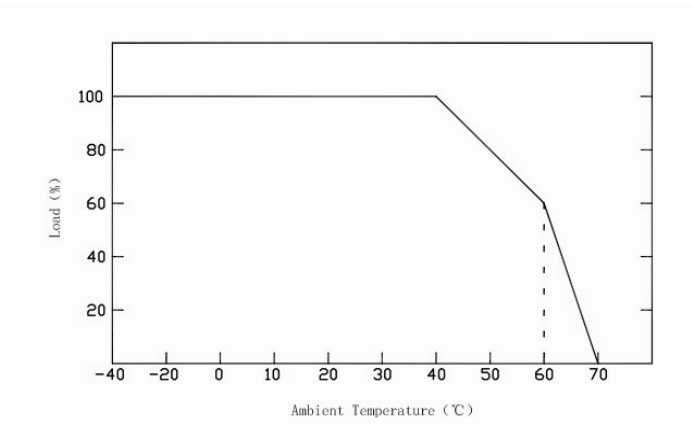


■Specification

Model		LRS-24060-DTWRV
Certificates		FCC UL cUL Class 2
Output	DC Voltage	24V
	Adj. Voltage Range	21.5-25.5V
	Rated Current	2.5A
	Rated Power	60W
	Voltage Tolerance	±0.5V
	Voltage Regulation	±0.5%
	Load Regulation	±1%
Input	Voltage Range	100-277VAC
	Frequency Range	47-63Hz
	Power Factor (Typ.) @ full load	0.98@120VAC 0.95@277VAC
	THD (Typ.) @ full load	<20%
	Efficiency (Typ.) @ full load	83%
	AC Current (Max.)	0.9A@100VAC
	Inrush Current (Typ.)	14A, 50%, 780us
	Leakage current	<0.50mA
Protection	Short Circuit	shut down o/p voltage, re-power on to recover after fault condition removed
	Over Loading	≤120% Hiccup mode,recovers automatically after fault condition is removed
	Over temperature	100°C±10°C shut down o/p voltage, automatically recover after cooling.
Environment	Working TEMP.	-40~+60°C (see below derating curve)
	Working Humidity	20~90%RH, non-condensing
	Storage TEMP. Humidity	-40~+80°C, 10~95%RH
	TEMP .coefficient	±0.03%/°C (0~50°C)
	Vibration	10~500Hz, 2G 10min./1 cycle,period for 60min. each along X,Y,Z axes
Safety& EMC	Safety standards	UL8750+UL1310
	Withstand voltage	I/P-O/P:1.88KVac
	Isolation resistance	I/P-O/P:100MΩ/500VDC/25°C/70%RH
	EMC EMISSION	FCC Part 15 B
others	Net. Weight	0.35Kg
	Size	178*61*24mm (L*W*H)
	packing	20PCS/CTN

Notes	<p>1. All parameters if NOT specially mentioned are measured at 120VAC input , rated load and 25°C of ambient temperature.</p> <p>2. To extend the driver's using life ,please reduce the loading at lower input voltage.</p>
--------------	---

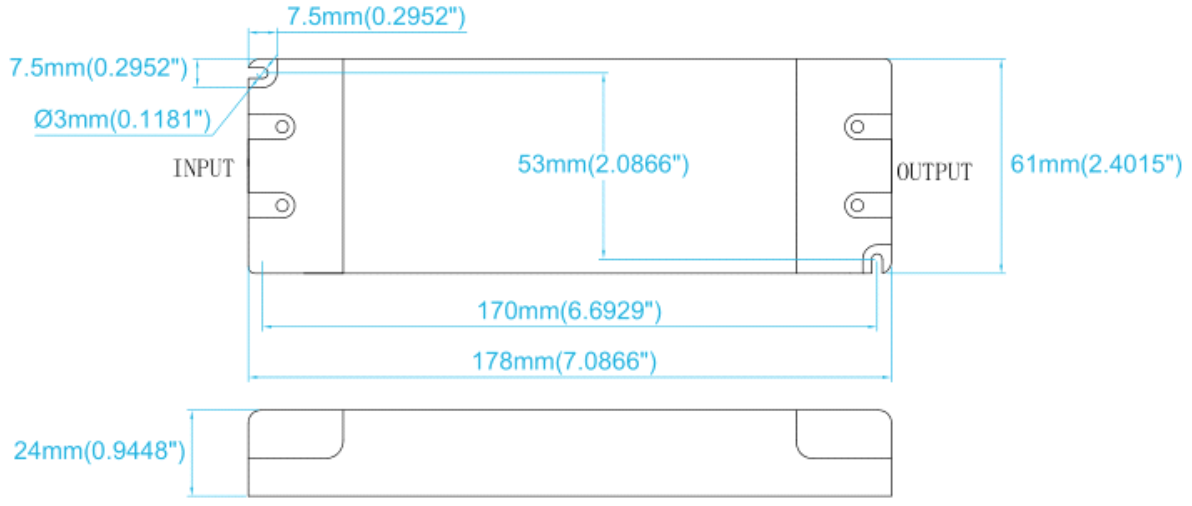
Derating Curve



※To extend their life, please refer to the Derating Curve and derate according to the temperature.

Mechanical Specification

Unite: mm
Tolerance:P 0.5-2mm



- ※ Input terminals "Black" and "White" to connect to AC L and N.
- ※ Output terminals "Red" to LED Positive side (+) , "Black" to LED Negative side (-).

Dimming Operation

- ※The Pulse-Width Modulation (PWM) of output voltage can be adjusted through input terminal of the AC phase line(L) by connection a phase/triac dimmer.
- ※Usually matching with Forward phase , leading edge , Magnetic low voltage, triac dimmers, or Reverse phase, trailing edge ,Electric low voltage Dimmers.
- ※Please try to use dimmers with power at least 1.5 times as the output power of the driver.

■ Connecting Diagram

